

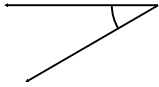


# Classifying angles (acute / obtuse / right)

## Grade 4 Geometry Worksheet

Classify the angles as acute, obtuse or right.

1)



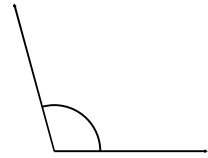
\_\_\_\_\_

2)



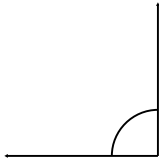
\_\_\_\_\_

3)



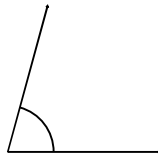
\_\_\_\_\_

4)




\_\_\_\_\_

5)



\_\_\_\_\_

6)



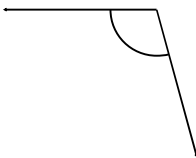
\_\_\_\_\_

7)



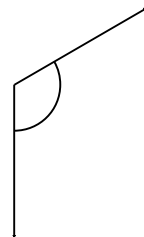
\_\_\_\_\_

8)



\_\_\_\_\_

9)



\_\_\_\_\_

Draw and label one acute, one obtuse and one right angle.

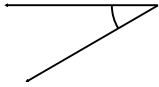


# Classifying angles (acute / obtuse / right)

## Grade 4 Geometry Worksheet

Classify the angles as acute, obtuse or right.

1)



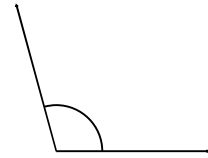
Acute

2)



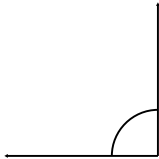
Obtuse

3)



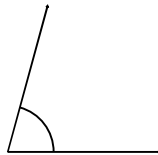
Obtuse

4)



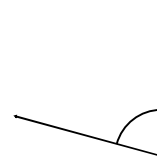
Right

5)



Acute

6)



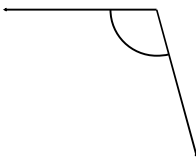
Acute

7)



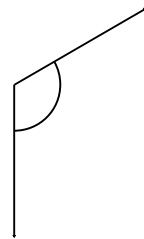
Obtuse

8)



Obtuse

9)



Obtuse

Draw and label one acute, one obtuse and one right angle.