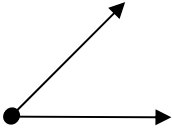
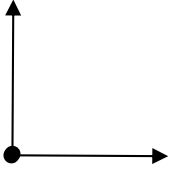
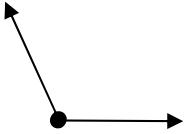
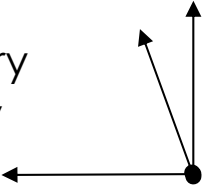
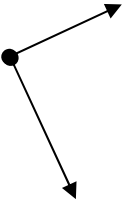
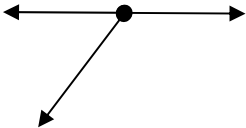

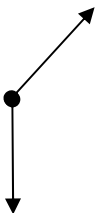
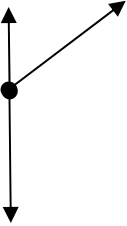
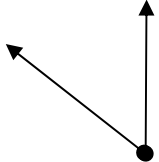




Classifying angles

Grade 5 Geometry Worksheet

Circle the correct classification for the angle or angles shown.

<p>1.</p> <p>a. complementary b. straight c. acute d. right</p> 	<p>2.</p> <p>a. right b. straight c. acute d. complementary</p> 
<p>3.</p> <p>a. right b. supplementary c. obtuse d. acute</p> 	<p>4.</p> <p>a. right b. complementary c. supplementary d. obtuse</p> 
<p>5.</p> <p>a. right b. straight c. acute d. complementary</p> 	<p>6.</p> <p>a. complementary b. supplementary c. acute d. right</p> 
<p>7.</p> <p>a. straight b. obtuse c. supplementary d. right</p> 	<p>8.</p> <p>a. complementary b. straight c. supplementary d. obtuse</p> 
<p>9.</p> <p>a. straight b. acute c. complementary d. supplementary</p> 	<p>10.</p> <p>a. supplementary b. obtuse c. complementary d. acute</p> 



Answers

1. c
2. a
3. c
4. b
5. a
6. b
7. a
8. d
9. d
10. d